

## A Practical Iodination of Aromatic Compounds Using Tetrabutylammonium Peroxydisulfate and Iodine

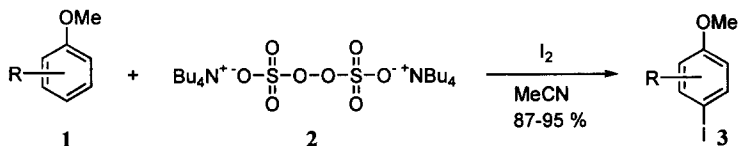
Seung Gak Yang and Yong Hae Kim\*

Department of Chemistry, Korea Advanced Institute of Science and Technology,  
Kusong-dong, Yusong-gu, Taejon, 305-701, Korea

Received 17 May 1999; revised 17 June 1999; accepted 18 June 1999

**Abstract:** A variety of aromatic compounds substituted with an electron donating group such as methoxy, hydroxy, or amino group, were regioselectively iodinated with iodine in the presence of tetrabutylammonium peroxydisulfate under mild conditions in excellent yields. © 1999 Elsevier Science Ltd. All rights reserved.

Iodoaromatic compounds have long been employed in organic synthesis,<sup>1a</sup> because they can be readily functionalized through carbon-carbon bond formation of diarenes, ethylenic or acetylenic condensations using transition metals or carbon-heteroatom bonds.<sup>1b</sup> The iodination of aromatic compounds has been the subject of numerous studies due to a potential ability as intermediates in organic syntheses and also as bacterial and fungicidal agents.<sup>2</sup> The direct introduction of iodine into aromatic molecules under mild conditions needs some additive to activate the low reactivity of iodine. In recent years, the direct iodination methods have been intensively developed by using iodonium donating systems, such as iodine-nitrogen dioxide,<sup>3</sup> iodine-F-TEDA (1-Chloromethyl-4-fluoro-1,4-diazoniabicyclo[2,2,2] octane bis(tetrafluoroborate)),<sup>4</sup> NIS (*N*-iodosuccinimide),<sup>5</sup> iodine-diiodine pentoxide,<sup>6</sup> iodine-mercury (II) oxide,<sup>7</sup> iodine monochloride,<sup>8</sup> bis(pyridine)iodonium (I) tetrafluoroborate-CF<sub>3</sub>SO<sub>3</sub>H,<sup>9</sup> NIS-CF<sub>3</sub>SO<sub>3</sub>H,<sup>10</sup> iodine-silver sulfate,<sup>11</sup> iodine-mercury salts,<sup>12</sup> NaOCl-NaI,<sup>13</sup> iodine-Na<sub>2</sub>S<sub>2</sub>O<sub>8</sub>,<sup>14</sup> and iodine-(NH<sub>4</sub>)<sub>2</sub>S<sub>2</sub>O<sub>8</sub>-CuCl<sub>2</sub>-Ag<sub>2</sub>SO<sub>4</sub>.<sup>15</sup> However, most of these methods require hazardous or toxic reagents, or high reaction temperature for a long reaction time.



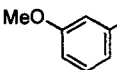
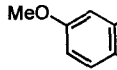
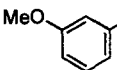
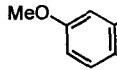
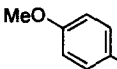
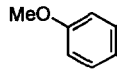
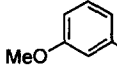
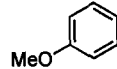
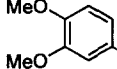
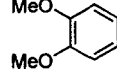
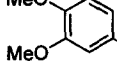
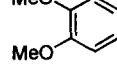
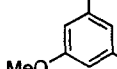
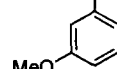
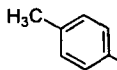
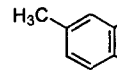
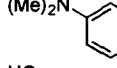
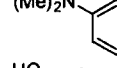
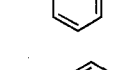
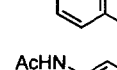
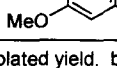
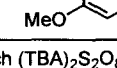
Scheme 1

We have found a practical and regioselective aromatic iodination : a combination of tetrabutylammonium peroxydisulfate ((TBA)<sub>2</sub>S<sub>2</sub>O<sub>8</sub>) and iodine has been found to be an excellent reagent for the

efficient iodination of aromatic compounds such as methoxybenzene, phenol, and aniline in acetonitrile under mild conditions (**Scheme 1**). This reaction has an advantage to be carried out at 20 °C under the neutral condition in acetonitrile.

Tetrabutylammonium peroxydisulfate was successfully prepared<sup>16c</sup> and turned out to be a useful source of tetrabutylammonium sulfate radical, which can be readily converted to sulfate anion by one electron transfer from a substrate.<sup>16</sup>

**Table 1. Iodination of Aromatic Compounds Using (TBA)<sub>2</sub>S<sub>2</sub>O<sub>8</sub> and Iodine**

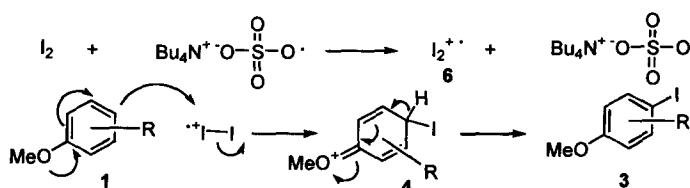
Run	Substrate (1)	Time (h)	Temp (°C)	Product (3)	Yield <sup>a</sup> (%)
1		0.7	20		95
2 <sup>b</sup>		1	60		85
3		3	20		92
4		6	50		92
5		7	50		93
6		7	50		87
7		2	20		91
8		20	20		87
9		24	20		88
10		30	20		92 <sup>c</sup>
11		20	20		93

a. Isolated yield. b. In run 2, 0.5 equivalent of each (TBA)<sub>2</sub>S<sub>2</sub>O<sub>8</sub> and I<sub>2</sub> was used each.  
c. NMR yield.

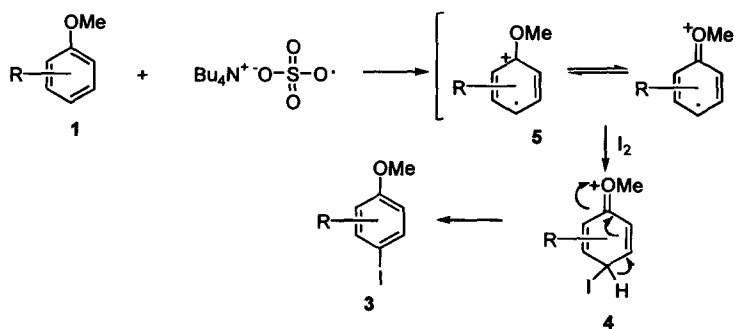
In order to generalize the new iodination reaction, a variety of methoxy arenes, phenol or aniline derivatives were submitted to the reaction with I<sub>2</sub> in the presence of (TBA)<sub>2</sub>S<sub>2</sub>O<sub>8</sub> at 20 °C in acetonitrile.<sup>17</sup> The products obtained in all cases resulted in the regioselective *p*-iodination toward OMe, OH, and NMe<sub>2</sub> of the aromatic ring. The results obtained are summarized in **Table 1**. The regioselectivity may be deduced from the

result that iodination occurs at a more electron-rich and less sterically hindered position. Thus, *p*-positions of methoxybenzenes (runs 1, 4-7, and 11 in Table 1) and phenol (run 10 in Table 1) were exclusively iodinated (runs 1, 4, 5, 6, 7, 9, 10, and 11 in Table 1), whereas *o*-iodination only occurred when the *p*-position was blocked with a substituent (runs 3 and 8 in Table 1). The reactivity of the substrates seems to be associated with the electron density of the aromatic rings. Iodination of dimethoxybenzenes took place at room temperature in a short time (1-7 h), whereas the reactions of monomethoxybenzenes required 6-20 h. In the case of *m*-methoxyanisole (run 1 in Table 1), iodination occurs more rapidly than *p*-dimethoxybenzenes (run 3 in Table 1). This result indicates that *p*-orientation is preferred over *o*-orientation. Although the iodination of anilines and phenols is slow compared to that of methoxybenzenes, anilines and phenols were well iodinated in good yields under the same reaction conditions. The iodination of acetophenone or nitrobenzene is too slow under the same reaction conditions : Starting material was recovered quantitatively.

#### Possible mechanism for aromatic iodination



Scheme 2



Scheme 3

The reaction mechanism is not clear, but it may be explained by one of the two possible pathways. The sulfate free radical produced by homolytic cleavage of  $(\text{TBA})_2\text{S}_2\text{O}_8$  may oxidize iodine *via* a one electron transfer to produce the iodonium cation radical 6. The electrophilic attack of the iodonium cation radical at the *p*-position of methoxybenzene produces the intermediate 4, which is rapidly oxidized to the iodinated methoxybenzene 3 (Scheme 2). Another alternative pathway is that the sulfate free radical oxidizes methoxybenzene by one electron transfer from it to produce the phenyl cation radical 5 that reacts with iodine to form the adduct intermediate 4, followed by oxidation to 3 (Scheme 3). The scope and reaction mechanism is under investigation.

## ACKNOWLEDGMENTS

This work was supported by the Center for Biofunctional Molecules of the Korea Science and Engineering Foundation.

## REFERENCES

1. (a) Merkushev, E. B. *Synthesis*, **1988**, 923-937. (b) Heck, R. F. *Org. React.* **1982**, *27*, 345-390. (c) Stille, J. K. *Angew. Chem., Int. Ed. Engl.* **1986**, *25*, 508-524. (d) Suzuki, A. *Pure and Appl. Chem.* **1991**, *63*, 419-422.
2. Seevers, R. H.; Counsell, R. E. *Chem. Rev.* **1982**, *82*, 575-590.
3. Noda, Y.; Kashima, M. *Tetrahedron Lett.* **1997**, *38*, 6225-6228.
4. Zupan, M.; Iskra, J.; Stavber, S. *Tetrahedron Lett.* **1997**, *38*, 6305-6306.
5. Carreno, M. C.; Ruano, J. L.G.; Sanz, G.; Toledo, M. A.; Urbano, A. *Tetrahedron Lett.* **1996**, *37*, 4081-4084.
6. Brazdil, L. C.; Cutler, C. J. *J. Org. Chem.* **1996**, *61*, 9621-9622.
7. Orito, K.; Hatakeyama, T.; Takeo, M.; Sugimoto, H. *Synthesis*, **1995**, 1273-1277.
8. Hubig, S. M.; Jung, W.; Kochi, J. K. *J. Org. Chem.* **1994**, *59*, 6233-6244.
9. Barluenga, J.; Gonzalez, J. M.; Garcia-Martin, M. A.; Campos, P. J.; Asensio, G. *J. Org. Chem.* **1993**, *58*, 2058-2060.
10. Olah, G. A.; Wang, Q.; Sandford, G.; Prakash, G. K. S. *J. Org. Chem.* **1993**, *58*, 3194-3195.
11. Sy, W. -W. *Tetrahedron Lett.* **1993**, *34*, 6223-6224.
12. Bachki, A.; Foubelo, F.; Yus, M. *Tetrahedron*, **1994**, *50*, 5139-5146.
13. Edgar, K. J.; Falling, S. N. *J. Org. Chem.* **1990**, *55*, 5287-5291.
14. Elbs, K.; Jaroslawzew, A. *J. Prakt. Chem.* **1913**, *88*, 92-94.
15. Marko, D. M.; Belyaev, Y. A. *Khim. Referat. Zhur.* **1941**, *4*, 49-50.
16. (a) Jung, J. C.; Choi, H. C.; Kim, Y. H. *Tetrahedron Lett.* **1993**, *34*, 3581-3584. (b) Choi, H. C.; Jung, J. C.; Cho, K. I.; Kim, Y. H. *Heteroatom Chem.* **1995**, *6*, 333-338. (c) Choi, H. C.; Cho, K. I.; Kim, Y. H. *Synlett*, **1995**, 207-208. (d) Yang, S. G.; Lee, D. H.; Kim, Y. H. *Heteroatom Chem.* **1997**, *8*, 435-438. (e) Kim, Y. H.; Hwang, J. P.; Yang, S. G. *Tetrahedron Lett.* **1997**, *38*, 3009-3012. (f) Hwang, J. P.; Yang, S. G.; Kim Y. H. *J. Chem. Soc., Chem. Commun.* **1997**, 1355-1356.
17. In a representative procedure, the reaction mixture of substrate (0.1 mmol, MeCN : 0.5 ml), tetrabutylammonium peroxydisulfate (0.1 mmol, MeCN : 2 ml), and I<sub>2</sub> (0.1 mmol, MeCN : 0.5 ml) was stirred at 20 °C for the given hour. When the reaction was completed, the reaction mixture was poured into an aqueous sodium sulfite solution (Na<sub>2</sub>SO<sub>3</sub> : 1 M, 1 ml) and extracted with diethyl ether (3 times). The etherial layer is dried over anhydrous magnesium sulfate and concentrated under reduced pressure to give a crude product, which was purified by silica gel column chromatography (230-400 mesh, eluent : diethyl ether / *n*-hexane mixture) to give the *p*-iodinated products in excellent yields (87-95%). The products obtained were identified by <sup>1</sup>H and <sup>13</sup>C NMR and Mass spectroscopy. When the reaction carried out with 0.05 mmol of each (TBA)<sub>2</sub>S<sub>2</sub>O<sub>8</sub> and I<sub>2</sub>, high temperature (60 °C) and longer reaction time (1 h) were needed (run 2).